

# **MERLIN<sup>®</sup>**

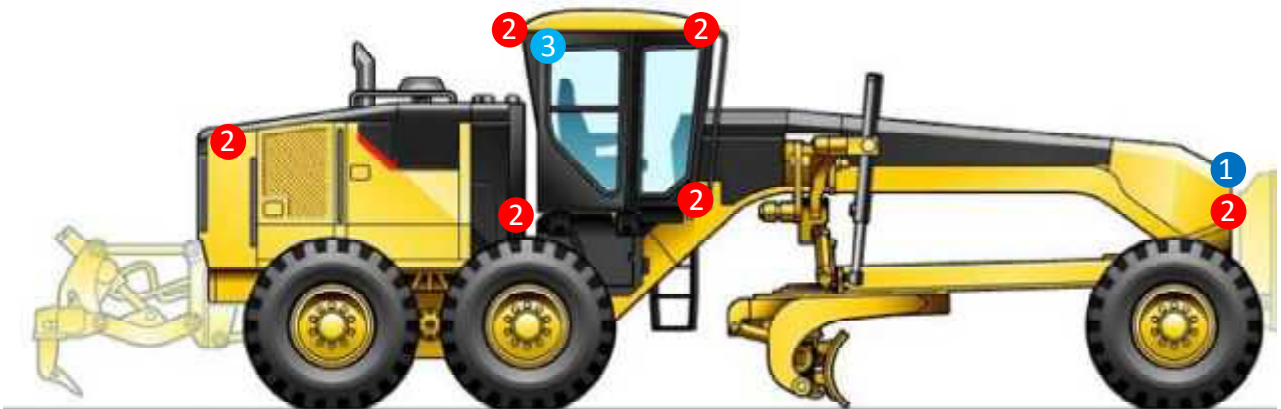
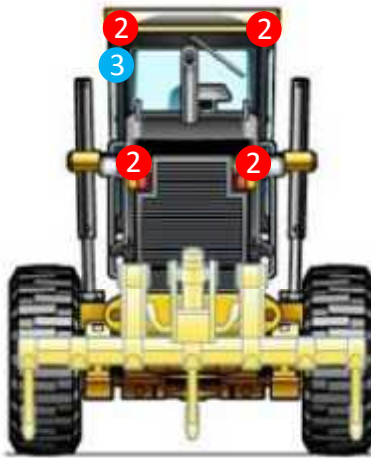
---

## **LED MACHINE FIT OUT**



**Catalogue 2015**

**Merlin Equipment Pte Ltd**  
**40 Tech Park Crescent, Singapore 638097**  
**Tel: +65 6863 1753 Fax: +65 6863 1757**  
**Email: [sales@merlinequip.com](mailto:sales@merlinequip.com)**



### 1 MLSP-50-20

102mm Square  
Medium LED Work  
Light

2x Front Facing (One on each side of chassis rail)



### 2 MLSP-50-40

102mm Square  
Wide LED Work Light

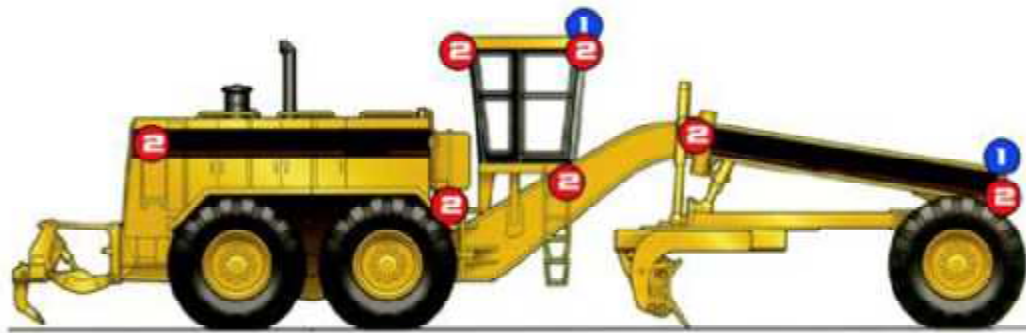
2x Lower Forward/Side Facing (Either side in front of blade)  
2x Top Forward Facing (Either side on front corner of cabin)  
2x Lower Forward/Side Facing (Either side directed at blade)  
2x Top Forward/Side Facing (Either side on top rear of cabin)  
2x Rear Facing (Either side facing ripper)  
2x Front Facing (One on each side of chassis rail)  
2x Lower Rear/Side Facing (Either side on engine compartment)



### 3 MLSP-10-40

51mm Round  
Medium LED Work  
Light

1x Left Hand Side Access Area (Top rear of cabin facing ladder)



1

### MLR-60-EL

120mm Square Elliptical LED Work light



2x Front Facing (One on each side of chassis rail)  
2x Front Facing (Inside Pair Overhead Cabin)

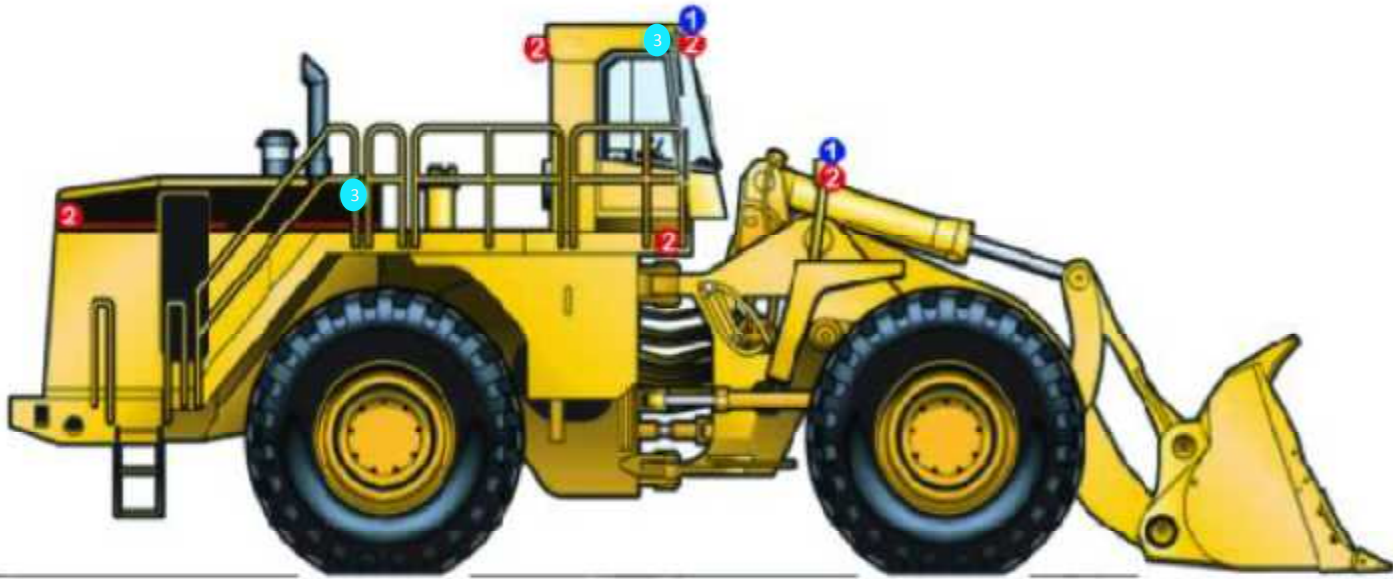
2

### MLR-60-60

120mm Square Extra wide LED Work Light



2x Lower Forward/Side Facing (Either side in front of blade)  
2x Top Forward Facing (Outside Pair overhead cabin)  
2x Lower Forward/Side facing (Either side directed at blade)  
2x Top Forward/Side Facing (Either side on top rear of cabin)  
2x Rear Facing (Either side facing ripper)  
2x Front Facing (One on each side of chassis rail)  
2x Lower Rear/Side Facing (either side on engine compartment)



### 1 MLSP-50-20

102mm Square  
Medium LED  
Work Light

2x Front Facing (One on each front fender mounted light box)  
2x Top Forward Side Facing (One on each front corner of cabin)

### 2 MLSP-50-40

102mm Square  
Wide LED  
Work Light

2x Rear Facing (One on either side of rear of vehicle)  
2x Top Rear Facing (One on each rear corner of cabin)  
2x Top Forward Side Facing (One on each front corner of access area)  
2x Top Forward Facing (Two on each front corner of cabin)  
2x Front Facing (One on each front fender mounted light box)

### 3 MLSP-10-40

51mm Round  
Wide LED  
Work Light

2x Rear Facing (Either side of cabin facing stairways)  
2x Top of stairways facing lower access areas)

**Merlin Equipment Pte Ltd**

**40 Tech Park Crescent, Singapore 638097**

**Tel: +65 6863 1753 Fax: +65 6863 1757**

**Email: [sales@merlinequip.com](mailto:sales@merlinequip.com)**





**1** MLSP-60-20  
102mm Square  
Medium LED  
Work Light

2x Front Facing (One on each front fender mounted light box)  
2x Top Forward Side Facing (One on each front corner of cabin)

**2** MLSP-60-40  
102mm Square  
Wide LED  
Work Light

4x Front Facing (Two per front fender mounted light box)  
4x Top Forward facing (Two on each front corner of cabin)  
2x Forward Side Facing (One on each front corner of access area)  
2x Top Rear Facing (One on each rear corner of cabin)  
2x Rear Facing (One either side of rear of vehicle)

**3** MLSP-10-40  
51mm Round  
Wide LED  
Work Light

2x Rear Facing (Either side on top rear of cabin facing stairways)  
2x Rear Facing (Either side of lower access are facing ladders)  
2x Transmission Area (Internal lighting for transmission area)  
4x Engine Bay (Internal lighting inside each engine bay access door)



4 OPTIONAL – MLNB



LED  
Number  
Board



1 MLSP-50-20

102mm Square  
Medium LED  
Work Light

2x Front Facing (One on each top side of radiator grill)  
2x Front Facing (One each side of front bumper bar)  
2x Rear Facing/Reverse Light (one either side of access area)



2 MLSP-50-40

102mm Square  
Wide LED  
Work Light

2x Front Facing (One on each corner of radiator grill)  
2x Front Facing (One on each side of front bumper bar)  
2x Forward/Side Facing (Either side of access area)  
2x Lower Rear Facing (Facing diagonally under rear of tray)



3 MLSP-10-40

51mm Round  
Wide LED  
Work Light

1x Rear Outer Corner of Operator's Cabin (Facing cabin door area)  
2x Top Corners of Radiator Grill (Facing down side stairway / ladder)  
1x Inner Side of Operator's Cabin (Facing access)  
2x Engine Compartment Area (Behind radiator)  
1x Front Corner of Operators' Cabin (Facing down main stairway)



4 OPTIONAL – MLNB



LED  
Number  
Board



1 MLSP-50-20

102mm Square  
Medium LED  
Work Light

2x Front Facing (One on each top side of radiator grill)  
2x Front Facing (One each side of front bumper bar)  
2x Rear Facing/Reverse Light (one either side of access area)



2 MLSP-50-40

102mm Square  
Wide LED  
Work Light

2x Front Facing (One on each corner of radiator grill)  
2x Front Facing (One on each side of front bumper bar)  
2x Forward/Side Facing (Either side of access area)  
2x Lower Rear Facing (Facing diagonally under rear of tray)



3 MLSP-10-40

51mm Round  
Wide LED  
Work Light

1x Rear Outer Corner of Operator's Cabin (Facing cabin door area)  
2x Top Corners of Radiator Grill (Facing down side stairway / ladder)  
1x Inner Side of Operator's Cabin (Facing access)  
2x Engine Compartment Area (Behind radiator)  
1x Front Corner of Operators' Cabin (Facing down main stairway)





**1** MLUS-35-60

120 x 100mm Rectangle  
Extra Wide LED  
Work Light

4x Front Facing (Above front of operators cabin)  
2x Rear Facing (Above rear of operations cabin)





**1 MLR-60-40**

120mm Square  
Wide LED  
Work Light

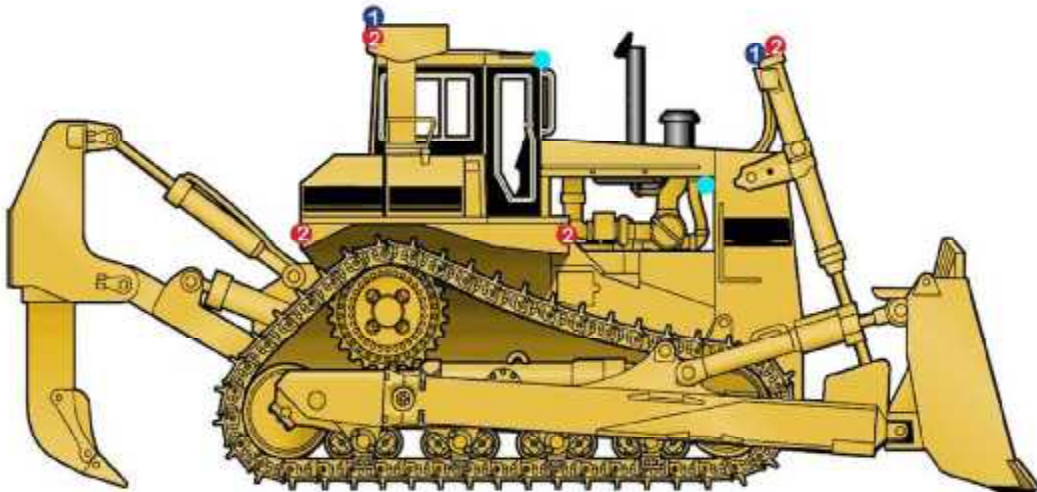
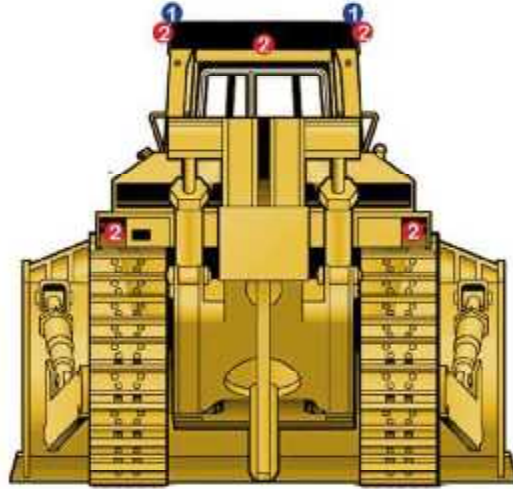
2x Front Facing (Inside Light Pods)



**2 MLR-60-60**

120mm Square  
Extra Wide LED  
Work Light

2x Front Facing (Outside Light Pods)  
2x Front Facing (Side Cabin Light Pods)  
2x Rear Facing (Rear Light Pods)



**1** MLR-60-40

120mm Square  
Wide LED  
Work Light

2x Front Facing (One on each blade lift cylinder)  
2x Top Forward/Side Facing (Either side on top rear corner of cabin)



**2** MLR-60-60

120mm Square  
Extra wide LED  
Work Light

2x Front Facing (One on each blade lift cylinder)  
2x Lower Forward/Side Facing (Either side above track)  
1x Rear Facing (On rear of operator's cabin)  
2x Lower Rear/Side Facing (Either side above track)  
2x Top Forward/Side Facing (Either side on top rear corner)

# MERLIN®

## KOMATSU D155A – 6R LED KIT

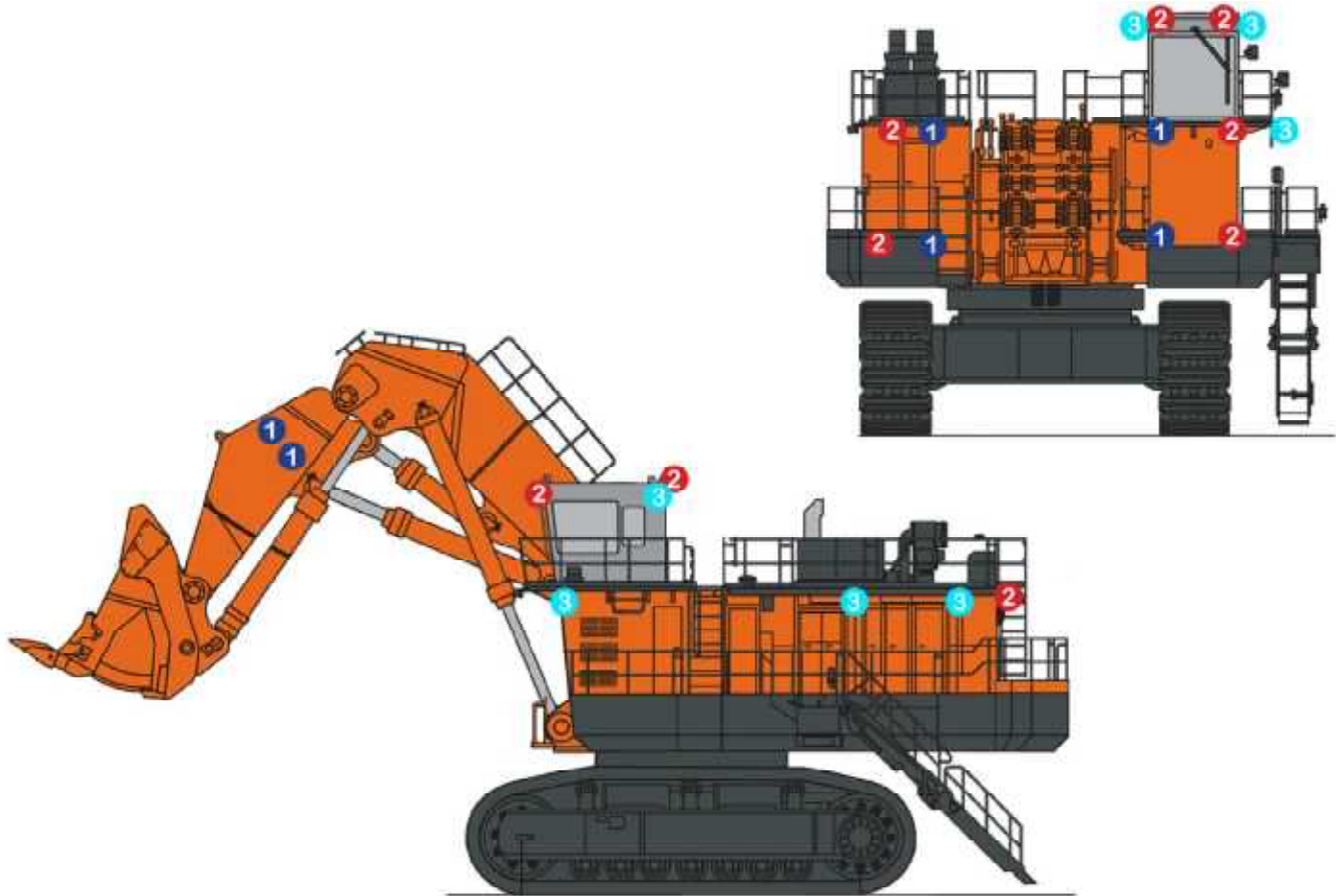


① MLR-60-60

120mm Square  
Extra wide LED  
Work Light

- 2x Front Facing (Front Lights Pods)
- 2x Front Facing (Above Cabin)
- 2x Rear Facing (Above Cabin)
- 2x ¾ Rear Facing (Rear Lights Mounts)

**Merlin Equipment Pte Ltd**  
**40 Tech Park Crescent, Singapore 638097**  
**Tel: +65 6863 1753 Fax: +65 6863 1757**  
**Email: [sales@merlinequip.com](mailto:sales@merlinequip.com)**



**1** MLSP-50-20  
102mm Square  
Medium LED  
Work Light

- 1x Right Hand Side (Top of fuel tank)
- 1x Left Hand Side (Top of hydraulic tank)
- 1x Right Hand Side (Bottom of fuel tank)
- 1x Left Hand Side (Bottom of hydraulic tank)
- 2x Right Hand Side (Mid mounted on shovel boom)
- 2x Left Hand Side (Mid mounted on shovel boom)



**2** MLSP-50-40  
102mm Square  
Wide LED  
Work Light

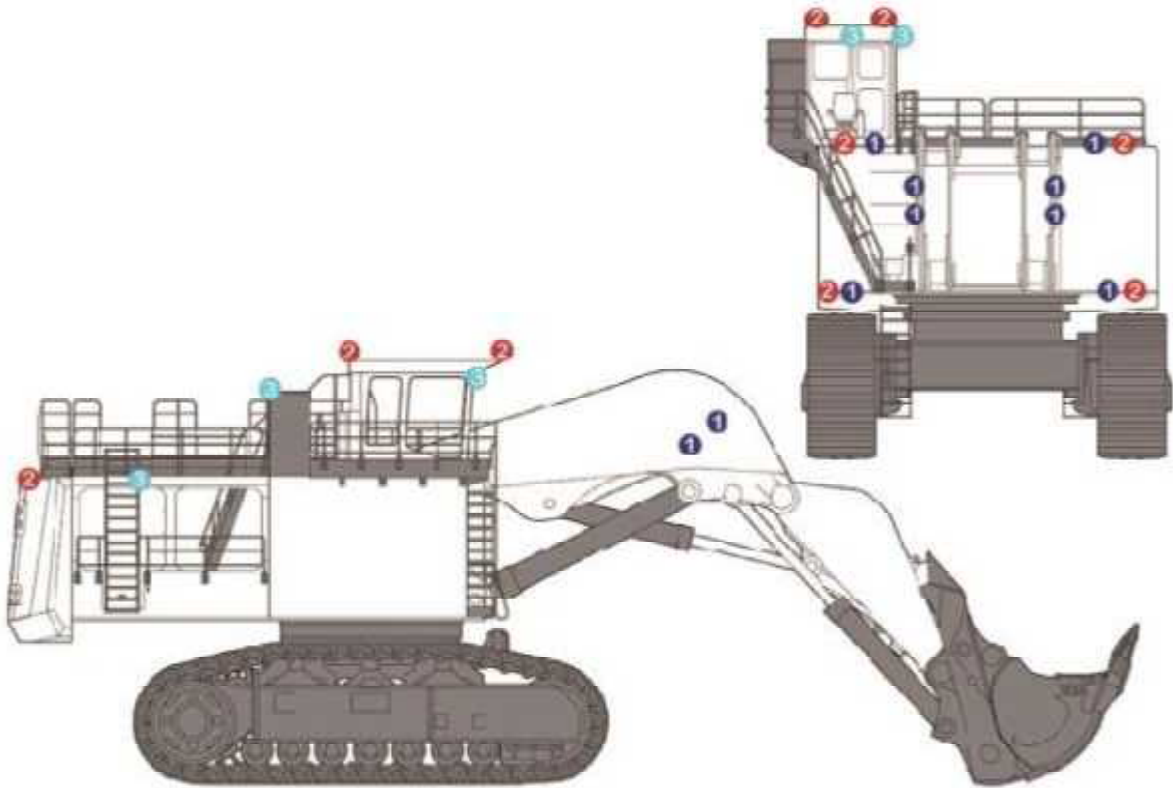
- 1x Right Hand Side (Top of fuel tank)
- 1x Left Hand Side (Top of hydraulic tank)
- 2x Front Facing (Top of operator's cab)
- 2x Rear Facing (Top of operator's cab)
- 2x Rear Facing (Engine compartment)



**3** MLSP-50-40  
51mm Round  
Medium LED  
Work Light

- 1x Platform Mount (Facing access ladder)
- 2x Lower Access Area (Top inside corners of walkway)
- 1x Upper Access Area (Mounted on side of operator's cabin)
- 3x Roof and Corner Mount of Operator's Cabin





### 1 MLSP-50-20

102mm Square  
Medium LED  
Work Light



- 1x Right Hand Side (Top of fuel tank)
- 1x Left Hand Side (Top of hydraulic tank)
- 1x Right Hand Side (Bottom of fuel tank)
- 1x Left Hand Side (Bottom of hydraulic tank)
- 2x Right Hand Side (Mid mounted on shovel boom)
- 2x Left Hand Side (Mid mounted on shovel boom)

### 2 MLSP-50-40

102mm Square  
Wide LED  
Work Light



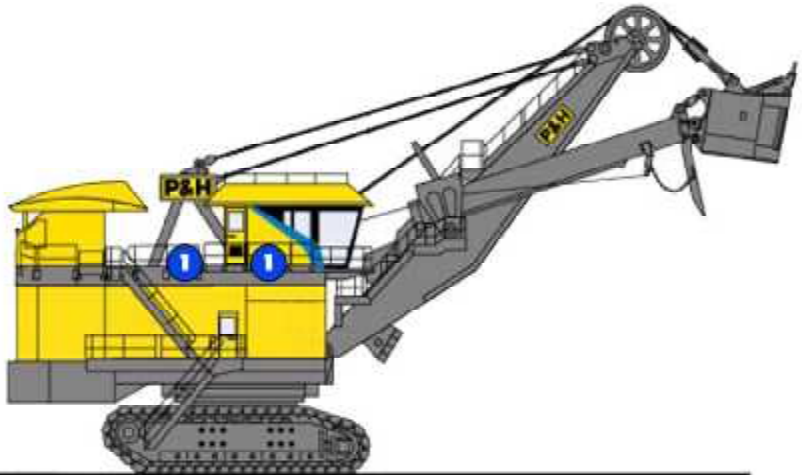

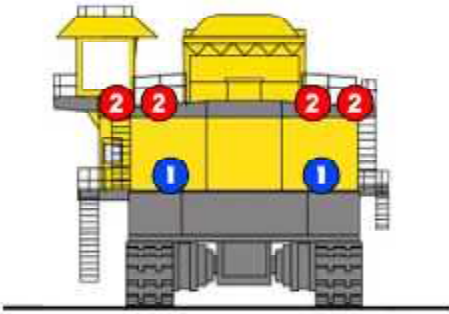
- 1x Right Hand Side (Top of fuel tank)
- 1x Left Hand Side (Top of hydraulic tank)
- 1x Right Hand Side (Bottom of fuel tank)
- 1x Left Hand Side (Bottom of hydraulic tank)
- 2x Forward Facing (Top of operators cabin)
- 2x Rear Facing (Top of operators cabin)
- 2x Rear Facing (One on each corner of counter weight)

### 3 MLSP-50-40

51mm Round  
Medium LED  
Work Light



- 3x Platform Mount (Above each access ladder)
- 1x Lower Access Area (Top inside corner of hydraulic compartment)
- 1x Upper Access Area (Mounted on side of operator's cabin)
- 1x Roof and Corner Mount of Engine Compartment



### 1 MLSK-300-60

LED Kit Replacement Metal Halide

2x Front Facing (2 on factory mounts to the left and right of mast mount)

4x On Left and Right Side (2 on each side factory mounts in front of top railing)

2x On Rear (2 on rear factory mounts in front of top railings)

### 2 MLSK-300-40

LED Kit Replacement Metal Halide

4x Front Facing (4 on factory mounts in front of top railing)

Full Kit available including LED, Power Supply, Housing and Bracket

**Merlin Equipment Pte Ltd**  
**40 Tech Park Crescent, Singapore 638097**  
**Tel: +65 6863 1753 Fax: +65 6863 1757**  
**Email: [sales@merlinequip.com](mailto:sales@merlinequip.com)**



**1** MLR-100-25  
168x120 Rectangle  
Medium LED  
Work Light

2x Facing Top Half of Mast (Rear of Cabin)



**2** MLR-100-40  
168x120 Rectangle  
Wide LED  
Work Light

1x Facing Mid-Mast (Rear of Cabin)  
2x Facing Forward (Top of Cabin)



**3** MLR-100-60  
168x120 Rectangle  
Extra Wide LED  
Work Light

1x Facing Bottom of Mast (Rear of Cabin)  
4x Corners of cabin Angled at 45°  
2x Mid-Drill Sides Pointed Towards the Ground  
2x Top of Rear Mast Support Pointed on Deck  
2x Facing Sides (Towards the grounds)



### MLDK-150-60

LED Replacement Metal Halide

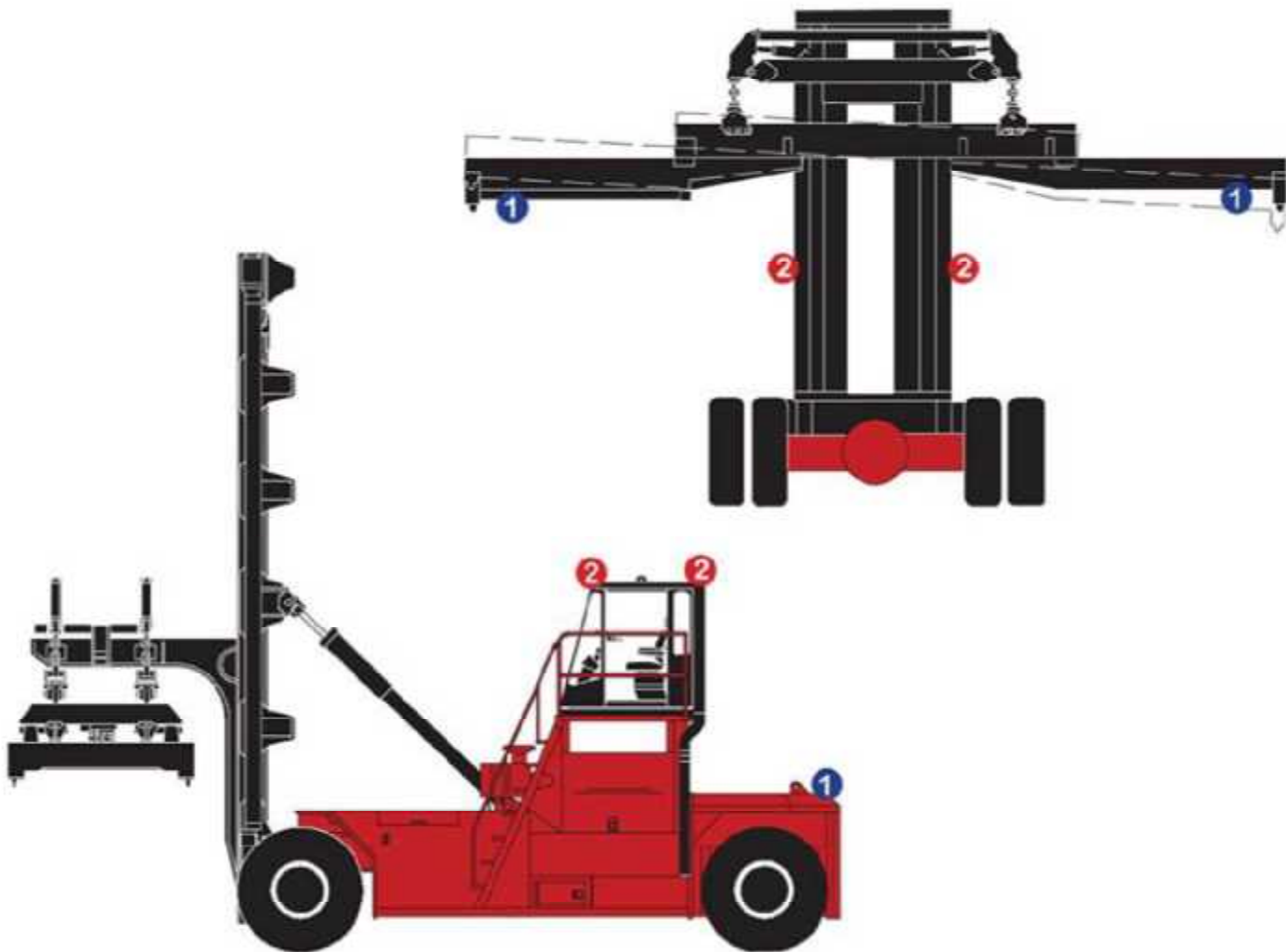


- 1x Front Facing (Above Operators Cabin)
- 1x Front Facing (Opposite Side of Operators Cabin Above Railing)
- 1x Side Facing Drill Pad (Drill Pad Side of Operators Cabin)
- 1x Facing Up to Derrick (Above Operators Cabin)
- 1x Facing Rear Deck (Back of Operator Cabin)
- 2x On rear (Each Side of Spool)

Full Kit available including LED, Power Supply, Housing and Bracket

**Merlin Equipment Pte Ltd**  
**40 Tech Park Crescent, Singapore 638097**  
**Tel: +65 6863 1753 Fax: +65 6863 1757**  
**Email: [sales@merlinequip.com](mailto:sales@merlinequip.com)**





**1** MLUS-35-40

120 x 100mm Rectangle  
Wide LED  
Work Light

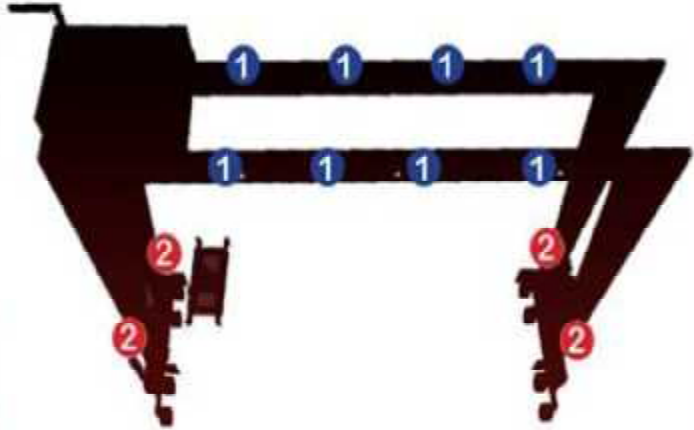

2x Rear Facing (Backup)  
2x Facing Inboard Twist Lock



**2** MLSP-50-20

102mm Square  
Medium LED  
Work Light

4x Forward Facing  
2x Forward Facing at 45° Out Board



**1** MLGK-300-60

300 Watt LED  
Extra Wide

4x Outside of North Arm (Aiming Straight Down)  
4x Outside of South Arm (Aiming Straight Down)



**2** MLGK-150-60

150 Watt LED  
Extra Wide

4x One on the Outside of Each Leg (3.6m High Aiming  
Straight Down)

Full Kit available including LED, Power Supply, Housing and Bracket

**Merlin Equipment Pte Ltd**  
**40 Tech Park Crescent, Singapore 638097**  
**Tel: +65 6863 1753 Fax: +65 6863 1757**  
**Email: [sales@merlinequip.com](mailto:sales@merlinequip.com)**

MERLIN EQUIPMENT PTE LTD can provide LED fit out for all equipment's

- Off Highway Trucks
- On Highway Trucks
- Excavator
- Dozer
- Motor Grader
- Rope Shovel
- Underground Trucks
- Drill Rigs
- Mobile Crane
- Ariel Work Platforms
- Utility Vehicles
- Service Vehicles
- Lighting towers

MERLIN EQUIPMENT PTE LTD provides LED fit out for facilities as well

- Facility
- Wash bay area
- Crusher area
- Conveyor belt system
- Parking lot
- Airport
- Port

MERLIN EQUIPMENT PTE LTD provides LED fit out for facilities as well

- Caterpillar
- Komatsu
- Terex
- Hitachi
- Kobelco
- John Deere
- JCB
- Volvo

Please contact us for more information's, we can provide a LED KIT for your specific applications.